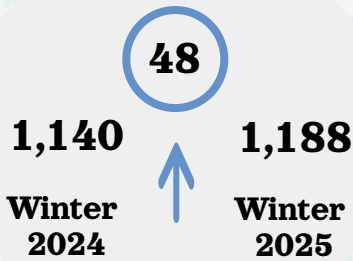


# NUMBERS Of the Week

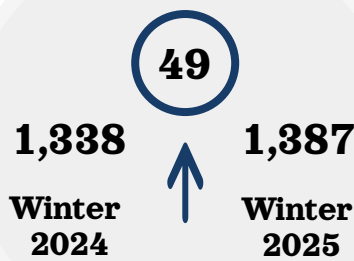
## Winter 2025 vs. Winter 2024 Non Credit Enrollment

Data current as of February 18, 2025

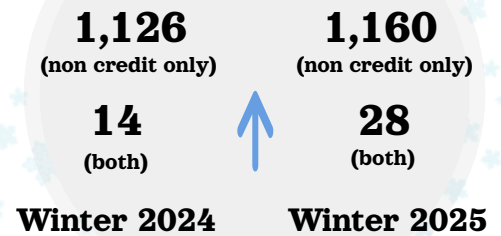
### Headcount



### Enrollments

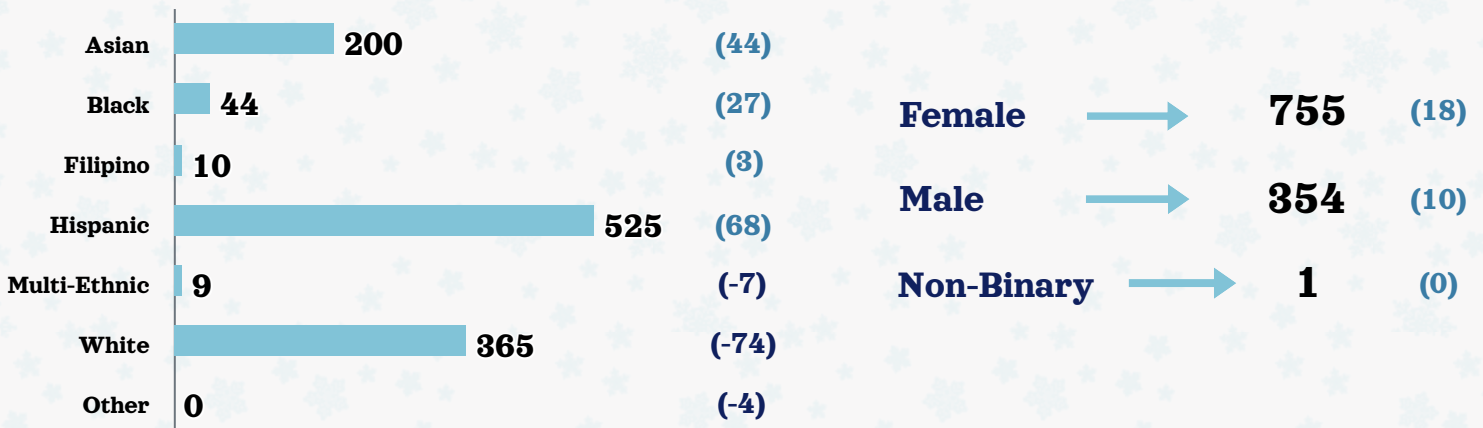


### Headcount by Class Type

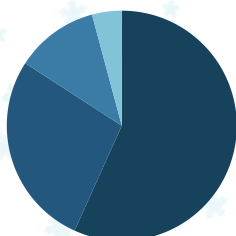


## Winter 2025 and Winter 2024 Comparison

2024 year shown in parentheses (); unknowns excluded



### Enrollment by Subject



■ ESL NC (56.74%) 
 ■ VOC ED (27.4%)  
■ BSICKL (11.68%) 
 ■ ESLCVCS (4.18%)

### Age Group

