

Numbers of the Week

Spring 2024 and Spring 2023 Credit Enrollment Comparison

Enrollments

↑ 3.5%

Percent Change

Spring 2024 → 27,913

Spring 2023 → 26,964

Headcount

↑ 5.9%

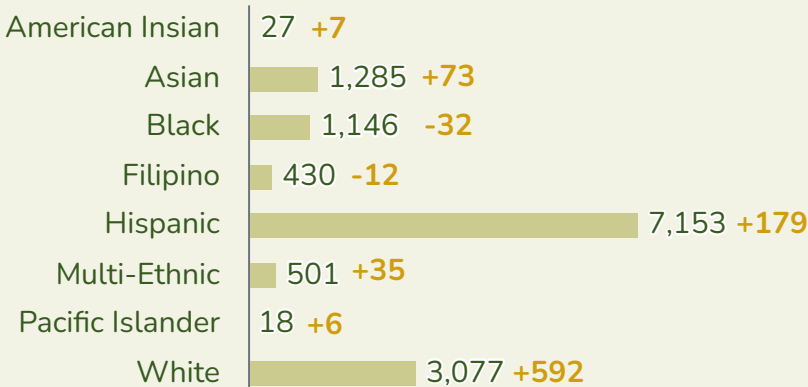
Percent Change

Spring 2024 → 13,830

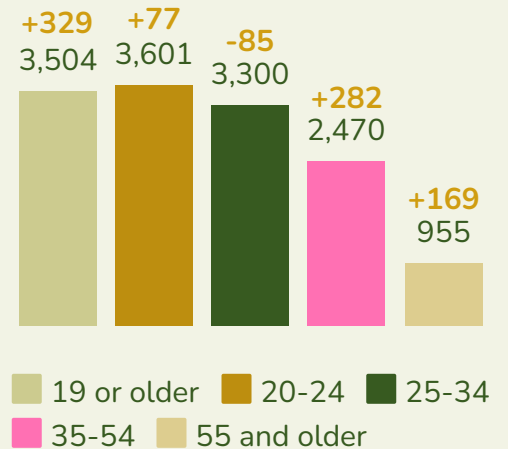
Spring 2023 → 13,058

Ethnicity

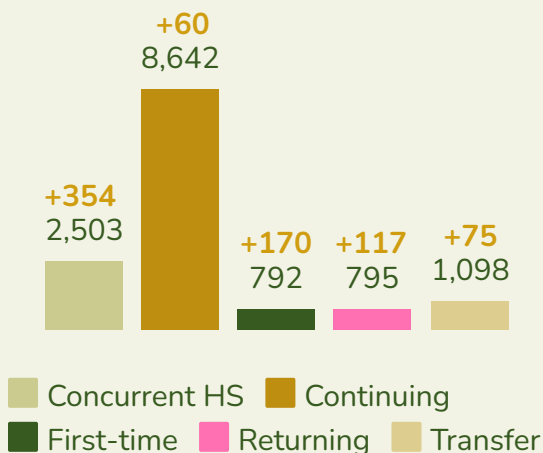
The change from 2023 to 2024 shown in orange color



Age Group



Enrollment Status



Gender

